

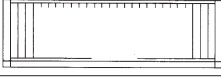
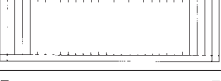


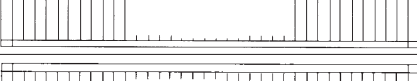

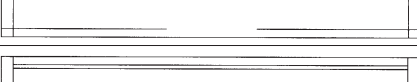

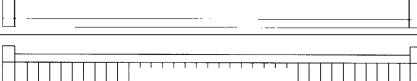
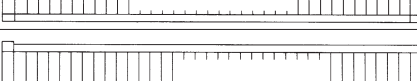
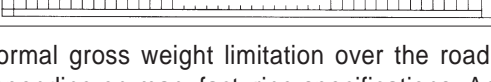


Seafreight Container Details

SEAFREIGHT CONTAINER DETAILS (INCHES / METRES = 0.0254)	CONTAINER TYPE	OUTSIDE DIMENSIONS	INSIDE DIMENSIONS	TOP OPENING	CUBIC CAPACITY
	20' dry	6.045 m 2.438 m 2.438 m	5.918 m 2.337 m 2.210 m		31 cbm 1,079 cu ft
	20' dry high cube	6.045 m 2.438 m 2.591 m	5.918 m 2.337 m 2.413 m		33 cbm 1,178 cu ft
	20' refrigerated	6.045 m 2.438 m 2.438 m	5.385 m 2.159 m 1.956 m		23 cbm 803 cu ft
	20' open top	6.045 m 2.438 m 2.438 m	5.918 m 2.337 m 2.286 m	L: 5.41 m W: 2.21 m	32 cbm 1,116 cu ft
	20' flat rack	6.045 m 2.438 m 2.438 m	5.639 m 2.413 m 2.311 m		
	20' open side/top	6.045 m 2.438 m 2.438 m	5.918 m 2.337 m 2.210 m	L: 5.33 m W: 2.11 m	31 cbm 1,079 cu ft
	40' dry	12.192 m 2.438 m 2.591 m	12.040 m 2.337 m 2.338 m		67 cbm 2,372 cu ft
	40' dry high cube	12.192 m 2.438 m 2.896 m	12.040 m 2.337 m 2.692 m		76 cbm 2,675 cu ft
	40' reefer	12.192 m 2.438 m 2.591 m	12.040 m 2.235 m 2.159 m		58 cbm 2,052 cu ft
	40' reefer high cube	12.192 m 2.438 m 2.743 m	12.040 m 2.235 m 2.311 m		62 cbm 2,197 cu ft
	40' reefer high cube	12.192 m 2.438 m 2.896 m	12.040 m 2.286 m 2.489 m		69 cbm 2,419 cu ft
	40' open top	12.192 m 2.438 m 2.438 m	12.040 m 2.337 m 2.261 m	L: 11.58 m W: 2.16 m	64 cbm 2,246 cu ft
	45' dry high cube	13.716 m 2.436 m 2.896 m	13.564 m 2.286 m 2.692 m		85 cbm 3,014 cu ft

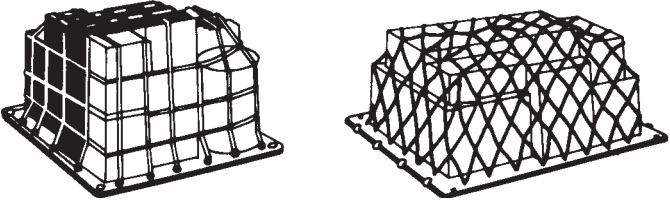
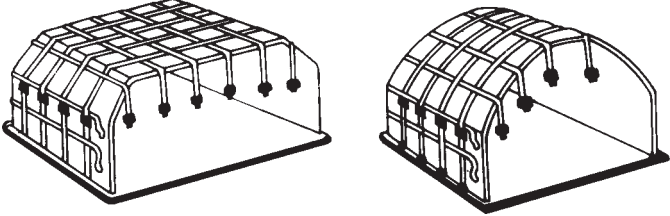
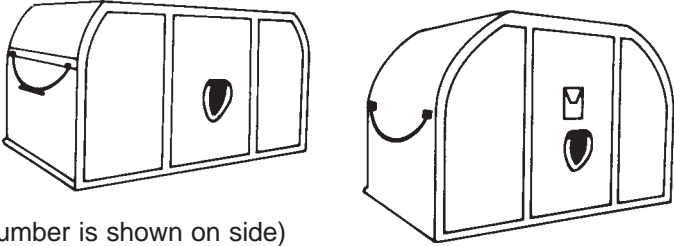
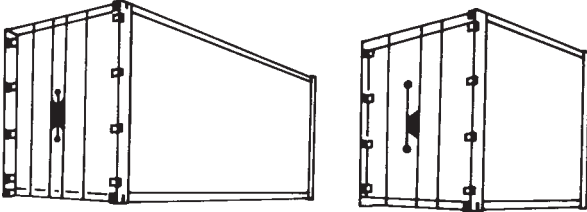
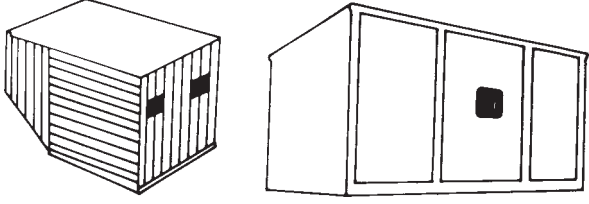
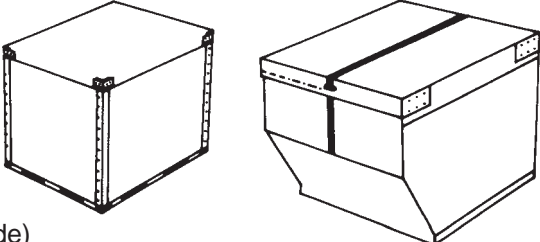
Normal gross weight limitation over the road payload in the Far East is 22 tons. Dimensions are approximate and do vary depending on manufacturing specifications. Actual loading capacity approximately 85% of maximum, depending on carton size.

GARMENT ON HANGER - average capacity (pieces)

Shirts	Pants Unfolded	Pants 1 fold	Jackets	Suits 2pcs	Skirts	Dresses	Raincoats	Coats Winter
9,000	5,000	6,000	3,200	2,600	5,000	3,000	3,000	2,000

Estimation only (using string system) assuming normal materials, hangers and no significant linings except for coats. Actual loading quantities subject to sample test. Further information on request.

Diagrams of Aircraft ULD's

Description Base Dims.	Prefix	Code	Illustration	
Pallet / Net		<p>P</p> <p>AIRCRAFT PALLET AND NET (Number is engraved in rim)</p>		
88" X 125"	P1 / PA			
88" X 108"	P2 / PB			
96" X 196"	P4 / PZ			
96" X 125" 96" X 235½"	P6 / PM P7 / PG			
Igloo / Net		<p>U</p> <p>NON-STRUCTURAL IGLOO (Number is on side of shell/do not insert pallet No.)</p>		
88" X 125"	UA			
88" X 108"	UB			
96" X 125"	UM / UQ			
Structural Igloo		<p>A or S or T</p> <p>STRUCTURAL IGLOO (Number is shown on side)</p>		
88" X 125"	AA SA TA			
88" X 108"	AB			
8' X 8' Maindeck Container		<p>A</p> <p>MAIN DECK CONTAINER (Number is shown on side)</p>		
96" X 125"	AM / AQ			
96" X 238½"	AG / AS			
Lower Deck Certified Container		<p>A</p> <p>LOWER DECK CERTIFIED CONTAINER (Number is shown on side)</p>		
60.4" X 61.5"	AK / AV			
60.4" X 125"	AL / AW			
Non Certified Aircraft Container		<p>D</p> <p>NON-CERTIFIED CONTAINER (May be made from material other than metal) (Number is shown on side)</p>		
60.4" X 61.5"	DK / DV			
60.4" X 125"	DL / DW			